

# Mosaic™ System

An Advanced Corneal Remodeling Platform  
For All Your Cross-linking Procedures



*CURV*

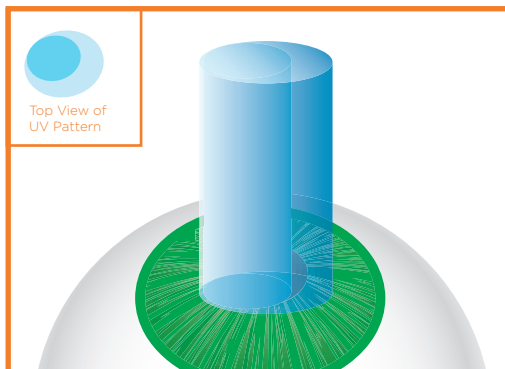
*PIXL*

# Differentiate Your Practice With The Mosaic System By Performing CuRV™ and PiXL™ Procedures

## Introducing CuRV™ - Customized Remodeled Vision

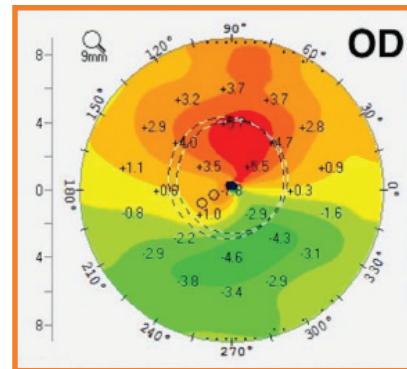
The CuRV procedure allows you to offer advanced cross-linking options to your keratoconus patients. This treatment is customized to a patient's specific corneal topography. Clinical studies have demonstrated that the CuRV procedure can result in greater flattening of  $K_{max}$ , improved corneal regularization, as well as reduced epithelial healing responses, as compared to standard CXL<sup>[1]</sup>.

### Customized UV Patterns

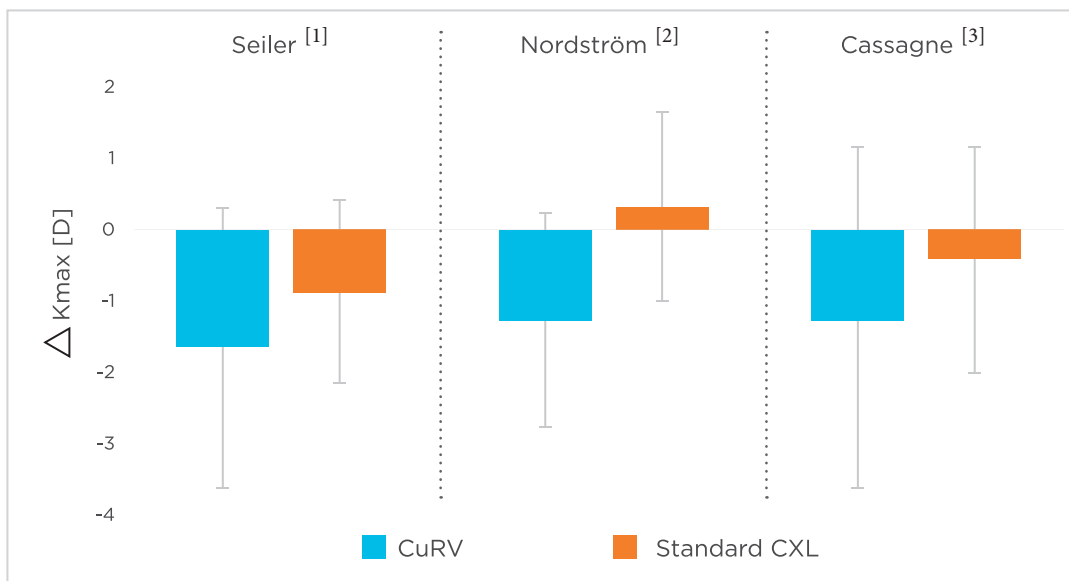


An example of customized UV pattern on the cornea with the Mosaic system.

### Resulting Difference Map



Tomography difference map shows corneal regularization following CuRV procedure<sup>[2]</sup>.



$K_{max}$  [D] difference results from three separate controlled studies with independently developed clinical protocols.

<sup>[1]</sup> Customized Corneal Cross-linking- One Year Results. **Seiler TG, et al.** American Journal of Ophthalmology (2016), doi: 10.1016/j.ajo.2016.02.029

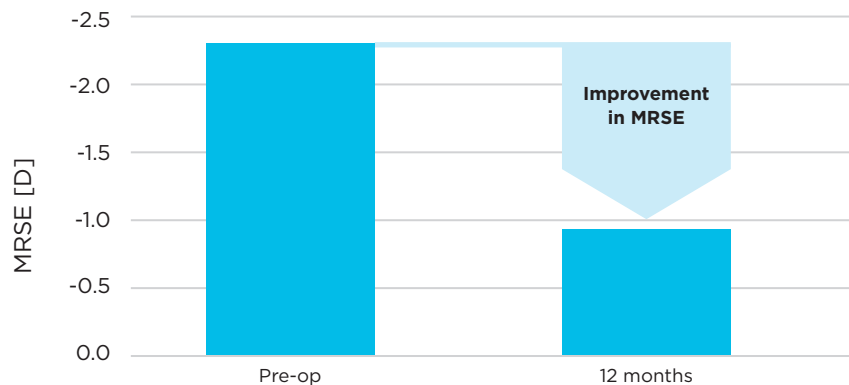
<sup>[2]</sup> Refractive improvements and safety with topography-guided corneal crosslinking for keratoconus: 1-year results. **Nordstrom M, et al.** Br J Ophthalmol 2016;0:1-6.

<sup>[3]</sup> Customized Topography-Guided Corneal Collagen Cross-linking for Keratoconus. **Cassagne M, et al.** Journal of Refract Surg Vol 33, No 5, 2017

# PiXL™ - Photorefractive Intrastromal Cross-linking

## PiXL Procedures for Refractive Change

The PiXL procedure applies cross-linking to a selective part of the cornea to flatten the cornea. During the PiXL procedure, Boost Goggles™ are used to deliver oxygen over the patients' eyes. The PiXL procedure results in the cornea being reshaped, thus having the potential to provide non-invasive vision improvement.



12 months Post-op Data (N=19 eyes) [4]

## DISTINGUISH YOUR PRACTICE

The Mosaic device gives you the opportunity to set your clinic apart from the crowd.

- CuRV offers the latest procedure shown to provide greater flattening of  $K_{max}$  results relative to standard CXL [1].
- CuRV has been demonstrated to have shorter epithelial healing and improved regularization of the cornea as compared to the standard CXL [1].



Ask how your practice can become a Center for Excellence and join a user group chaired by Prof. Theo Seiler (of IROC, Switzerland) and Prof. John Marshall (Institute of Ophthalmology, UK)

[4] Suphi Taneri, Matthias Elling. (May, 2017) Custom Corneal Crosslinking for the Treatment of Myopic Refractive Error: 12 Month Results of a Prospective Clinical Study. Paper presented at the Annual Meeting of ASCRS, Los Angeles, CA



**Avedro's Mosaic System allows patterned, precise, topography-guided accelerated cross-linking with:**

- Active eye-tracking
- Custom UV shapes and patterns
- Significantly higher power and energy
- Compatible with Boost Goggles™
- CuRV™, PiXL™, Lasik Xtra® & Accelerated Cross-linking procedures

## About Avedro, Inc.

Avedro is a privately held pharmaceutical and medical device company and a world leader in corneal remodeling. Avedro's cross-linking technology and medical devices, are approved for sale in numerous countries around the globe.



844.528.3376 | [info@avedro.com](mailto:info@avedro.com) | [www.avedro.com](http://www.avedro.com) | [www.lasikxtra.com](http://www.lasikxtra.com)

Legal Manufacturer: Avedro Inc., 201 Jones Road, Waltham, MA 02451  
 European Authorized Representative: Emergo Europe, Prinsessegracht 20, 2514 AP, The Hague, Netherlands